



About Those Leading Lines

Summarized from an article in Outdoor Photography Guide, authored by David Johnston

If you've enjoyed your photography hobby for any length of time, you've undoubtedly read about, heard about, or played around with, the idea of leading lines. Outdoor Photography defines leading lines as "a composition technique to elongate lines within your composition to pull or drag your viewer into the frame." Knowing this, however, doesn't mean we always use leading lines properly.

Use your leading line object to direct the viewer's eye to the main subject in your photo. Don't leave your viewer hanging by including a line that goes nowhere. Don't include lines just because they are there.

We tend to use leading lines more often in vertically-oriented photos, because it gives us the opportunity to have a long leading line, but leading lines can be effective in horizontally-oriented images as well. Take a look at the two photos below, both of which have strong leading lines. One interesting technique is to bring the leading line in from side of the image instead of the bottom.



Photo credits: David Johnstone

The next time you are out and about with your camera, look for interesting leading lines to add to your compositions. Don't forget to share your work with the club at the next meeting.

Weekly Challenge

At each meeting of the Club, held on the 3rd Thursday of each month, four challenge prompts will be presented for the following month. Focus on one word or phrase each week to complete all four to share at the following month's meeting. Folks who can't attend the meetings will get the list in the newsletter. September challenge photos will be shown at the September meeting and included in the October newsletter.

September

Bottle

Yummy

Transportation

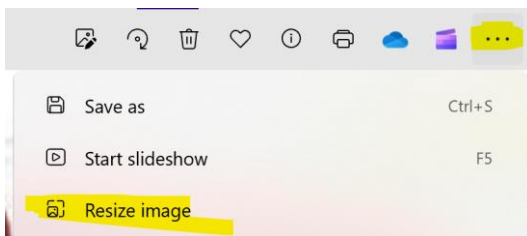
Movie: Mystic Pizza

Meeting Schedule

Meetings are held on the 3rd Thursday of the month at the Sierra Vista Police Station Training Room, 911 Coronado, Sierra Vista. Meetings begin at 4 PM. **September meeting topic: Lightning Photography by Bob Luce**

Because posting pictures to the website is suspended for now, more members might be interested in posting to the newsletter instead. Here's how to make it easy for me (Val).

Resize your images to be **700 px** on the longest side. You can do this in Windows Photos. Open the photo in Photos. Click on the 3-dot menu, choose Resize image, and enter a dimension of 700 px on the long side. The short side will resize automatically.



If your photos represent images from the monthly Challenge, please include the challenge word in the file name.

If you are showing photos at the meeting, I can collect them from your flash drive. Otherwise, feel free to email them to me at azval.sleger@gmail.com



Mr. Gambel's Quail surveying the yard

Officers

President: Mark Hanna

Vice-President & Program

Coordinator: Bob Luce

Secretary: Joyce Genske

Treasurer: Madeleine Charron



Member Photos

We love to see your photos – even if you aren't looking for challenge words.
We showcase them in the newsletter, and you are encouraged to bring
them to the meeting on a flash drive!

August challenge words:

Monsoon

Yellow

Brick/Stone/Masonry

Movie: Twisters

Submitted by Ande Savage
MOVIE TWISTER



STONE



YELLOW



August challenge words:

Monsoon

Yellow

Brick/Stone/Masonry

Movie: Twisters

Submitted by Lois Bloom



Masonry: Pond Rill



Masonry: Pond Rill



Masonry: Bullocks Oriole Enjoying a Pond

August challenge words:

Monsoon

Yellow

Brick/Stone/Masonry

Movie: Twisters

Submitted by Lois Bloom



Monsoon over the Huachucas



Twister: Weather Station



Yellow: Sunflower among Lantana

August challenge words:

Monsoon

Yellow

Brick/Stone/Masonry

Movie: Twisters

Submitted by Lois Bloom



Masonry: Brick Pillar



Twister: Weather Station



Twister

August challenge words:

Monsoon

Yellow

Brick/Stone/Masonry

Movie: Twisters


Submitted by Val Sleger



Monsoon Rainbow



Brick: Prescott, AZ



Twister: Tree on the trail to Sawtooth Lake, ID

August challenge words:

Monsoon

Yellow

Brick/Stone/Masonry

Movie: Twisters

Submitted by Val Sleger



Stone: Watchman's Tower, Grand Canyon NP



Yellow Bells

Twister

August challenge words:

Monsoon

Yellow

Brick/Stone/Masonry

Movie: Twisters

Submitted by Ava Englund



Masonry



Yellow

August challenge words:

Monsoon

Yellow


Brick/Stone/Masonry

Movie: Twisters

Submitted by Joyce Genske



Monsoon



Twister and Stone

Twister

August challenge words:

Monsoon

Yellow

Brick/Stone/Masonry

Movie: Twisters

Submitted by Joyce Genske



Yellow: Orchids



Yellow: Butterfly

In August, several club members drove to Bisbee for some night photography. Ande Savage submitted these photos from that trip,.



Twister

In August, several club members drove to Bisbee for some night photography. Ande Savage submitted these photos from that trip,.



In August, several club members drove to Bisbee for some night photography. Ande Savage submitted these photos from that trip,.

